

BGF World Gold Fund
A2 U.S. Dollar
BlackRock Global Funds



June 2025

Unless otherwise stated, Performance, Portfolio Breakdowns and Net Asset information as at: 30-Jun-2025.

INVESTMENT OBJECTIVE

The World Gold Fund seeks to maximise total return. The Fund invests globally at least 70% of its total assets in the equity securities of companies whose predominant economic activity is gold-mining. It may also invest in the equity securities of companies whose predominant economic activity is other precious metal or mineral and base metal or mineral mining. The Fund does not hold physical gold or metal.

CUMULATIVE & ANNUALISED PERFORMANCE

	CUMULATIVE (%)					ANNUALISED (% p.a.)		
	1m	3m	6m	YTD	1y	3y	5y	S.I.
Fund	1.68	14.69	49.97	49.97	54.98	24.23	6.82	5.94
Benchmark	3.65	14.57	56.68	56.68	58.02	22.97	5.47	1.58
Share Class [Max IC Applied]	-3.40	8.96	42.48	42.48	47.23	22.12	5.73	5.76

CALENDAR YEAR PERFORMANCE (%)

	2020	2021	2022	2023	2024
Fund	28.38	-10.59	-17.00	6.46	13.58
Benchmark	23.22	-12.72	-15.47	9.36	6.62

The base share class currency is as indicated in the “Key Facts” section. For hedged currency share classes only, the benchmark reflected is in the base currency.

KEY FACTS

Asset Class : Equity
Benchmark : FTSE Gold Mines Index (Price Return) (USD)
Fund Inception Date : 30-Dec-1994
Share Class Inception Date : 30-Dec-1994
Share Class Currency : USD
Net Assets (mil) : 5,863.87 USD
Morningstar Category : Sector Equity Precious Metals
ISIN : LU0055631609
Bloomberg Ticker : MIGGMFI

FEES AND CHARGES\*

Annual Management Fee : 1.75%
Initial Charge : 5.00%
\*For Fee details, please refer to the Fund Prospectus.

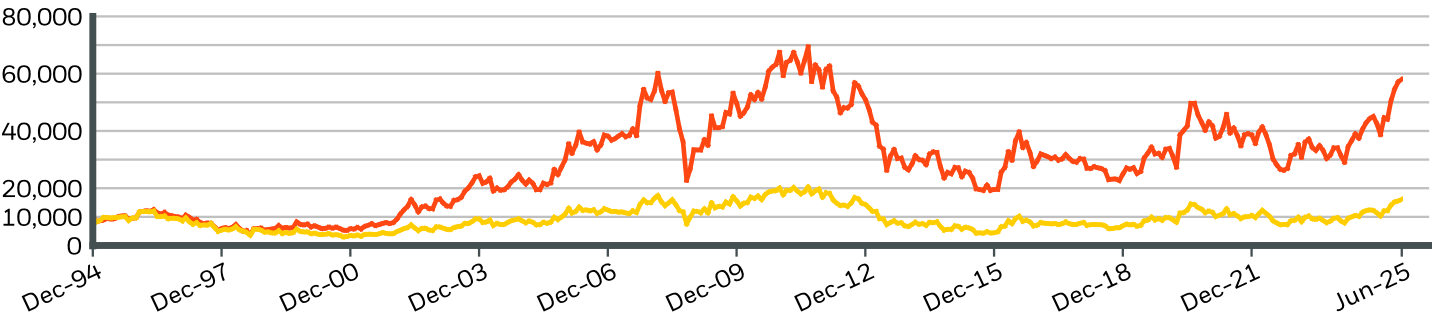
PORTFOLIO CHARACTERISTICS

Price to Book Ratio : 2.33x
Price to Earnings Ratio : 21.04x
3 Years Beta : 0.86
3 Years Volatility : 28.37
5 Years Volatility : 29.56
5 Years Beta : 0.89
Number of Holdings : 46

PORTFOLIO MANAGERS

Evy Hambro
Tom Holl

**GROWTH OF 10,000 SINCE LAUNCH**

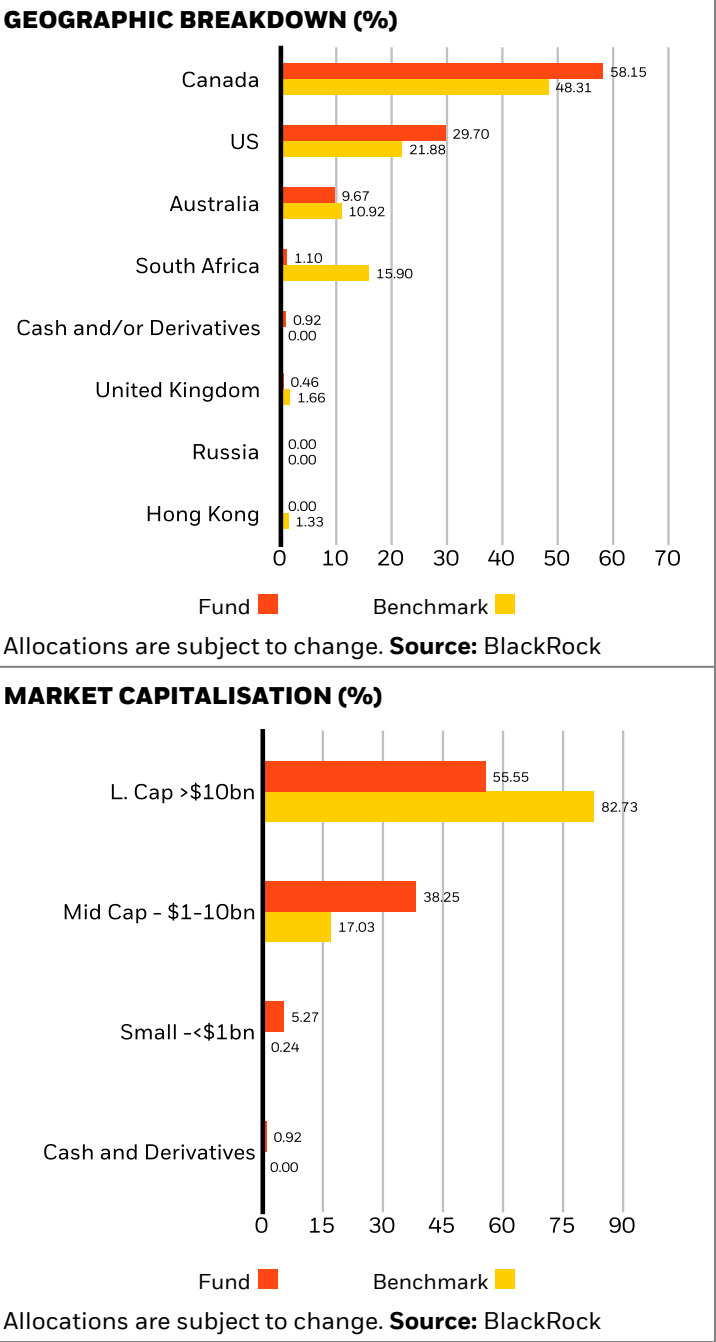
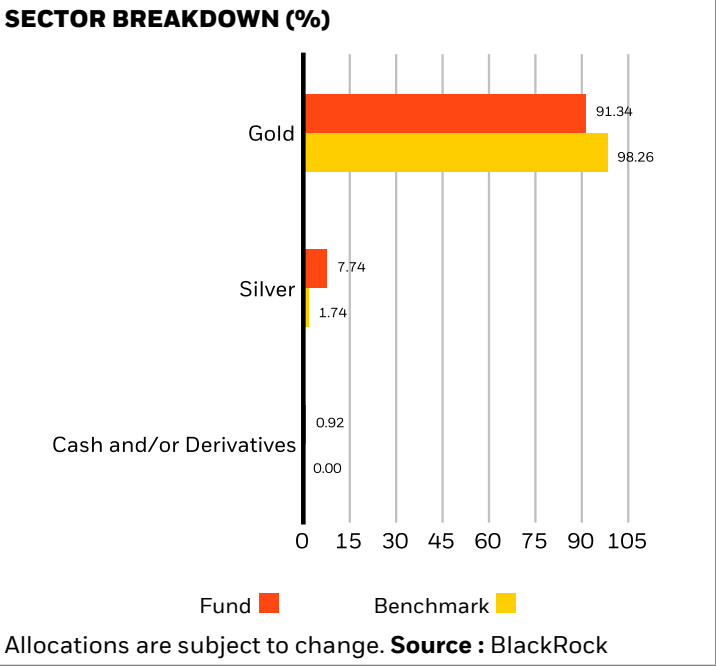


**Fund** BGF World Gold FundA2 U.S. Dollar  
**Benchmark** FTSE Gold Mines Index (Price Return) (USD)

**Contact Us**

For SG: +65 6411 3000 • [www.blackrock.com/sg](http://www.blackrock.com/sg) • [APACService@BlackRock.com](mailto:APACService@BlackRock.com)

TOP 10 HOLDINGS (%)	
BARRICK MINING CORP	8.04%
NEWMONT CORPORATION	7.47%
AGNICO EAGLE MINES LTD (ONTARIO)	7.02%
KINROSS GOLD CORP	6.74%
ENDEAVOUR MINING PLC	6.08%
WHEATON PRECIOUS METALS CORP	4.78%
ALAMOS GOLD INC	4.53%
NORTHERN STAR RESOURCES LTD	4.53%
ELDORADO GOLD CORPORATION	4.24%
LUNDIN GOLD INC	3.56%
Total of Portfolio	56.99%



**IMPORTANT INFORMATION:**

Unless otherwise specified, all information as of 11-Jul-2025.

This advertisement or publication has not been reviewed by the Monetary Authority of Singapore. For distributing share classes, dividends are not guaranteed and may be paid out of capital. Dividend data may not be available on the issue date of this factsheet. Details on distribution may be available on request. Payments on dividends result in a reduction of the NAV per share of the Fund on the ex-dividend date. Actual dividend payout will be subject to the manager's discretion. Fund performance is shown on a NAV to NAV basis on the assumption that all distributions are reinvested, taking into account all charges which would have been payable upon such reinvestment. The Fund may use or invest in financial derivatives. In Singapore, this material is issued by BlackRock (Singapore) Limited (company registration number: 200010143N). This material is for informational purposes only and does not constitute an offer or solicitation to purchase or sell units in the Fund. Sources: BlackRock and Morningstar. Investment involves risk. Past performance is not necessarily a guide to future performance or returns. The value of investments and the income from them can fluctuate and is not guaranteed. Rates of exchange may cause the value of investments to go up or down. Investors may not get back the amount they invest. Individual stock price/figure does not represent the return of the Fund. BlackRock Global Funds (BGF) is an open-ended investment company established in Luxembourg which is available for sale in certain jurisdictions only. BGF is not available for sale in the U.S. or to U.S. persons. Product information concerning BGF should not be published in the U.S. BGF has appointed BlackRock (Singapore) Limited as its Singapore representative and agent for service of process.

Subscriptions in BGF are valid only if made on the basis of the current Prospectus and the Product Highlights Sheet available on our website [www.blackrock.com/sg](http://www.blackrock.com/sg) and you must read these documents before you invest. Investors may wish to seek advice from a financial adviser before purchasing units of the Fund. In the event that you choose not to seek advice from a financial adviser, you should consider carefully whether the Fund in question is suitable for you. Any past payout yields and payments are not indicative of future payout yields and payments. Distributions (if any) is not guaranteed and might be changed at the discretion of the Directors or Manager. Distribution may be declared out of income and/or capital of the Fund, in accordance with the prospectus. Such distributions may result in an immediate reduction of the net asset value per unit in the Fund. Some funds may generate a material portion of their payout income from financial derivatives. This may expose the funds to a higher degree of risk. These risks are described in the funds' prospectuses.

© 2025 BlackRock, Inc., All Rights Reserved.

**Contact Us**

For SG: +65 6411 3000 • [www.blackrock.com/sg](http://www.blackrock.com/sg) • [APACService@BlackRock.com](mailto:APACService@BlackRock.com)