

# Emerging Markets Bond Fund

## E CLASS ACCUMULATION AND INCOME SHARES

### Fund Description

The investment objective of the Fund is to seek to maximise total return, consistent with prudent investment management.

The Emerging Markets Bond Fund is a diverse portfolio consisting primarily of fixed income securities from issuers in, or economically tied to, emerging or developing countries. Assets may be denominated in US dollars or local currencies. The fund is actively managed to maximise total return potential and minimise risk relative to the benchmark.

This fund offers efficient exposure to emerging markets, potential for attractive risk-adjusted returns and low correlations to other asset classes.

The Fund may use or invest in financial derivatives.

The fund employs active management of emerging market bonds with tactical investments in non-benchmark local currencies and instruments.

### Key Facts

	Accumulation	Income
Bloomberg Ticker	PIMEMBA	PIMEMIE
ISIN	IE00B11XYX59	IE00B0MD9S72
Sedol	B11XYX5	B0MD9S7
CUSIP	G70974384	G7096X761
Valoren	2501952	2332564
WKN	A0J4BP	A0J2ST
Inception Date	31/03/2006	28/10/2005
Distribution	-	Quarterly <sup>1</sup>
Unified Management Fee	1.69% p.a.	1.69% p.a.
Fund Type	UCITS	
Portfolio Manager	Yacov Arnopolin, Javier Romo, Pramol Dhawan	
Total Net Assets	3.60 (USD in Billions)	
Fund Base Currency	USD	
Share Class Currency	USD	

### Fund Statistics

Effective Duration (yrs)	6.42
Benchmark Duration (yrs)	7.34
Current Yield (%) <sup>⊕</sup>	5.96
Estimated Yield to Maturity (%) <sup>⊕</sup>	8.07
Annualised Distribution Yield <sup>†</sup>	3.85
Average Coupon (%)	4.69
Effective Maturity (yrs)	13.22
Average Credit Quality	BAA

<sup>⊕</sup>Yields reported gross of fees, the deduction of which will reduce the yield.

<sup>†</sup>Annualised Distribution Yield is as of last quarter ending 05/31/2022. The dividend distribution rate/yield is based on historical dividend rate/yield. The dividend amount or dividend rate/yield is not guaranteed.

Distribution payments of the Fund where applicable, may at the sole discretion of the Fund, be made out of either income and/ or capital of the Fund.

<sup>1</sup>This share class aims to pay dividend on a Quarterly basis. The dividend amount or dividend rate/yield is not guaranteed.

### MANAGER

PIMCO Global Advisors (Ireland) Limited

### INVESTMENT ADVISOR

Pacific Investment Management Company LLC

For questions regarding the PIMCO Funds: Global Investors Series plc, please call +65 6826 7589.

Visit our website for a full menu of products and services at pimco.com.sg

# EMERGING MARKETS BOND FUND



## Performance (Net of Fees)

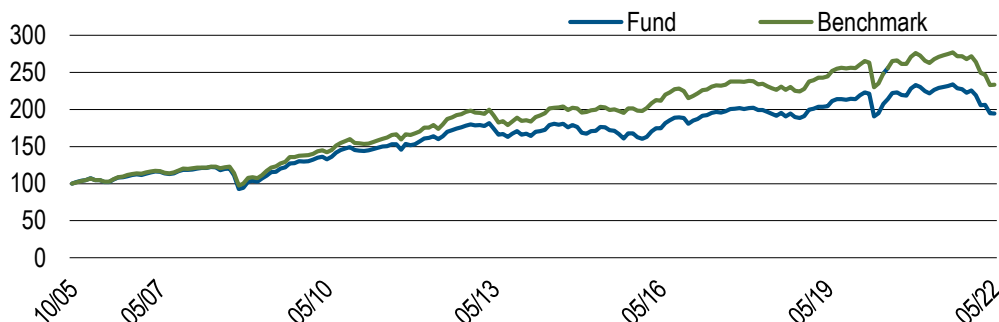


Chart shows performance from the first month-end, rebased to 100, for the E Inc USD class. **Past Performance is not a guarantee or reliable indicator of future results and no guarantee is being made that similar returns will be achieved in the future.**

Performance (Net of Fees)	1 Mo.	3 Mos.	6 Mos.	1 Yr.	3 Yrs.	5 Yrs.	10 Yrs.	SI
E, Acc (%) <sup>1</sup>	-0.05	-5.39	-12.40	-14.95	-1.60	-0.18	2.01	3.94
Net of 5% Preliminary Charge <sup>2</sup>	-5.04	-10.13	-16.78	-19.20	-3.27	-1.19	1.49	3.62
E, Inc (%) <sup>1</sup>	-0.10	-5.43	-12.43	-14.95	-1.60	-0.20	1.99	4.10
Net of 5% Preliminary Charge <sup>2</sup>	-5.13	-10.15	-16.81	-19.22	-3.26	-1.22	1.47	3.78
Benchmark (%)	0.19	-6.36	-12.84	-13.75	-1.51	0.08	3.00	—

**Past Performance is not a guarantee or reliable indicator of future results and no guarantee is being made that similar returns will be achieved in the future.**

Calendar Year (Net of Fees)	2012	2013	2014	2015	2016	2017	2018	2019	2020	2021	YTD
E, Acc (%) <sup>1</sup>	17.59	-7.10	0.83	-3.56	13.69	9.25	-5.19	14.61	6.25	-3.19	-13.64
Net of 5% Preliminary Charge <sup>2</sup>	11.71	-11.75	-4.22	-8.38	7.99	3.8	-9.93	8.89	0.95	-8.04	-17.95
E, Inc (%) <sup>1</sup>	17.60	-7.05	0.81	-3.54	13.65	9.20	-5.26	14.61	6.26	-3.16	-13.67
Net of 5% Preliminary Charge <sup>2</sup>	11.73	-11.7	-4.25	-8.38	8	3.73	-10.01	8.85	0.91	-7.98	-17.97
Benchmark (%)	18.54	-6.58	5.53	1.23	10.19	9.32	-4.61	14.42	5.88	-1.51	-14.07

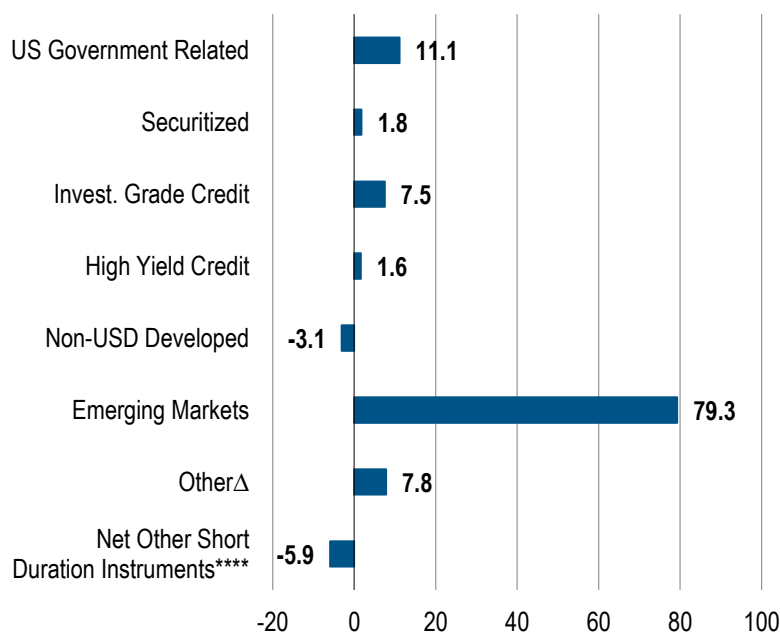
*Past performance is not necessarily indicative of future performance.* The benchmark is the J.P. Morgan Emerging Markets Bond Index (EMBI) Global. All periods longer than one year are annualised. SI is the performance since inception. <sup>1</sup> Performance shown is on a NAV-to-NAV basis in the denominated currency, excluding the preliminary charge and on the assumption that distributions are reinvested, as applicable. <sup>2</sup> Performance shown is on a NAV-to-NAV basis in the denominated currency, taking into account the preliminary charge and on the assumption that distributions are reinvested, as applicable. A preliminary charge of up to 5% may or may not be deducted from the subscription amount depending on the distributor from whom you had purchased shares, as such this may not represent actual performance returns. Investment returns denominated in non-local currency may be exposed to exchange rate fluctuations.

## Top 10 Holdings (% Market Value)\*

PEMEX SR UNSEC	1.7
REPUBLIC OF TURKEY SR UNSEC	0.9
PEMEX SR UNSEC	0.9
SOUTHERN GAS CORRIDOR GOV GTD UNSEC REGS	0.8
REPUBLIC OF ARGENTINA	0.8
DEVE BK OF SA LT REGS	0.7
SAUDI INTERNATIONAL BOND SR UNSEC REGS	0.7
PIMCO ASIA HGH YLD BD-Z ACC	0.7
MEXICO GOVT (UMS) GLBL SR NT	0.7
PEMEX SR UNSECC	0.7

\*Top 10 holdings as of 03/31/2022, excluding derivatives.

## Sector Allocation (% Market Value)



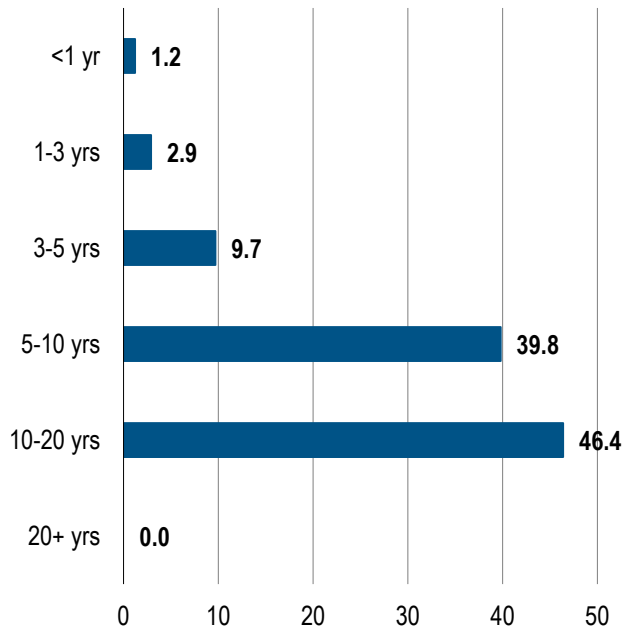
Market Value % may not equal 100 due to rounding.

## ABOUT THE BENCHMARK

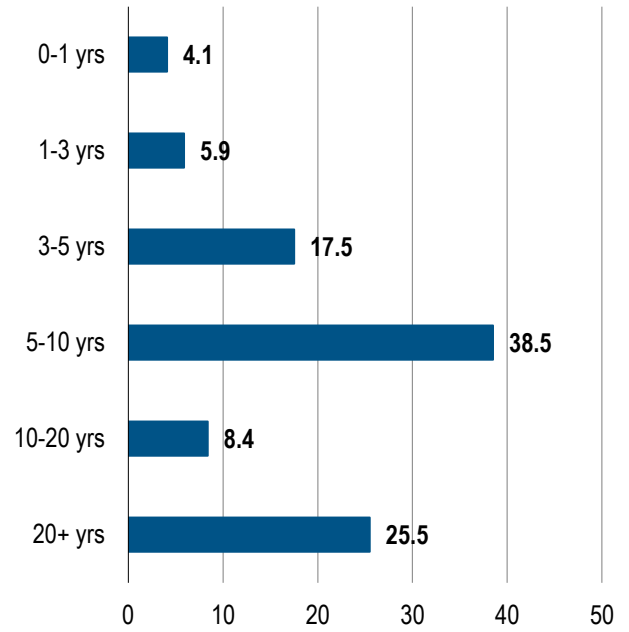
J.P. Morgan Emerging Markets Bond Index (EMBI) Global tracks total returns for United States Dollar denominated debt instruments issued by emerging market sovereign and quasi-sovereign entities: Brady bonds, loans, and Eurobonds. It is not possible to invest directly in an unmanaged index.

Unless otherwise stated in the prospectus, the Fund is not managed against a particular benchmark or index, and any reference to a particular benchmark or index in this factsheet is made solely for risk or performance comparison purposes.

**Duration (% Duration Weighted Exposure)**

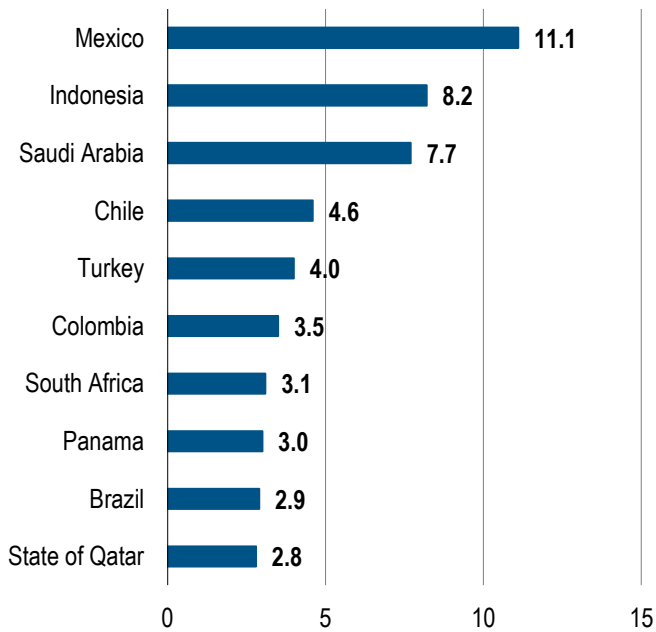


**Maturity (% Market Value)**

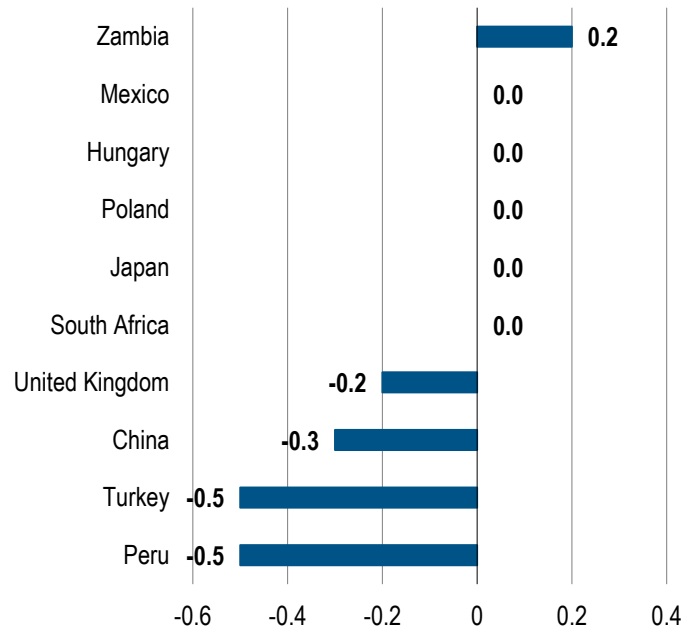


Market Value % may not equal 100 due to rounding.

**Top 10 Emerging Market Country Exposure (% Duration Weighted Exposure)**



**Top 10 Currency Exposure (% Market Value)**



Source: PIMCO, index provider for benchmark data. Differences in the Fund's performance versus the index and related attribution information with respect to particular categories of securities or individual positions may be attributable, in part, to differences in the pricing methodologies used by the Fund and the index.<sup>A</sup>Where permitted by the investment guidelines stated in the portfolios offering documents, "other" may include exposure to, convertibles, preferred, common stock, equity-related securities, and Yankee bonds. Dividend is not guaranteed. Past distributions are not necessarily indicative of future trends, which may be lower. A positive distribution yield does not imply a positive return. Data does not include special cash dividends. Distribution payments of the Fund where applicable, may at the sole discretion of the Fund, be made out of either income and/ or capital of the Fund. In the case of the Fund, the Fund may at its discretion pay dividends out of capital which may result in an immediate reduction of the Fund's NAV per share. In the case of Income II Shares, the Fund may at its discretion pay dividends out of capital as well as take into account the yield differential arising from share class currency hedging (which constitutes a distribution from capital). The management and other fees payable by the Income II Shares may also be charged to the capital of the Income II Shares, resulting in an increase in distributable income available for the payment of dividends and therefore, the Income II Shares may effectively pay dividends out of capital. This may result in an immediate reduction of the NAV per share for the Income II Shares. Please refer to [www.pimco.com.sg](http://www.pimco.com.sg) for more information on income statistics.

PIMCO duration calculation that adjusts the durations of credit securities to account for the potential that in the event of default investors will receive the recovery amount prior to the maturity of the security.<sup>B</sup>Net Other Short Duration Instruments includes securities and other instruments (except instruments tied to emerging markets by country of risk) with an effective duration less than one year and rated investment grade or higher or, if unrated, determined by PIMCO to be of comparable quality, commingled liquidity funds, uninvested cash, interest receivables, net unsettled trades, broker money, short duration derivatives and derivatives offsets. With respect to certain categories of short duration securities, the Adviser reserves the discretion to require a minimum credit rating higher than investment grade for inclusion in this category. Derivatives Offsets includes offsets associated with investments in futures, swaps and other derivatives. Such offsets may be taken at the notional value of the derivative position.<sup>C</sup>Short duration emerging markets instruments includes an emerging market security or other instrument economically tied to an emerging market country by country of risk with an effective duration less than one year and rated investment grade or higher or if unrated, determined to be similar quality by PIMCO. Emerging Markets includes the value of short duration emerging markets instruments previously reported in another category.<sup>D</sup>May include nominal and inflation-protected Treasuries, Treasury futures and options, agencies, FDIC-guaranteed and government-guaranteed corporate securities, and interest rate swaps.<sup>E</sup>Short duration emerging markets instruments includes an emerging market security or other instrument economically tied to an emerging market country by country of risk with an effective duration less than one year and rated investment grade or higher or if unrated, determined to be similar quality by PIMCO. Emerging Markets includes the value of short duration emerging markets instruments previously reported in another category. Negative allocations may result from derivative positions and unsettled trades and does not imply the fund is short cash, is levered, or that the derivatives are not fully cash backed. Duration is the sensitivity of a fixed income security to a change in interest rates. The longer the duration of a fixed income security, the higher its sensitivity to interest rates. Duration Weighted Exposure (DWE%) is the percentage weight of each sector's contribution to the overall duration of the fund. Morningstar ratings are shown for funds with 4 or 5 star ratings only. Other share classes ratings are either lower or unavailable. A rating is not a recommendation to buy, sell or hold a fund. Copyright © 2022 Morningstar Ltd. All Rights Reserved. The information contained herein: (1) is proprietary to Morningstar and/or its content providers; (2) may not be copied or distributed; and (3) is not warranted to be accurate, complete or timely. Neither Morningstar nor its content providers are responsible for any damages or losses arising from any use of this information. Past performance is no guarantee of future results. Investment involves risk including possible loss of the principal amount invested.

Investment involves risk including possible loss of the principal amount invested. Past performance is not a guarantee or a reliable indicator of future results and no guarantee is being made that similar returns will be achieved in the future. The value of shares of the Fund and the income accruing to them, if any, may fall or rise. Investment returns denominated in non-local currency may be exposed to exchange rate fluctuations. The fund may use or invest in financial derivative instruments and be subject to various risks (including for e.g. liquidity risk, interest rate risk, market risk, credit risk and management risk etc.) associated with such investments in financial derivative instruments. A fund's use of, or investment in, financial derivative instruments involves risks different from, or possibly greater than, the risks associated with investing directly in securities and other traditional investments. Participation in the markets for financial derivative instruments involves investment risks and transaction costs to which a fund may not be subject if such strategies are not used. Investors should consider the investment objectives, risks, charges and expenses carefully before investing. This and other information is contained in the Fund's Singapore Prospectus which is available and can be obtained from our website [www.pimco.com.sg](http://www.pimco.com.sg), a Fund distributor or the Singapore Representative. Prospective investors should read the Fund's Singapore Prospectus before deciding whether to subscribe for or purchase shares in any of the Funds. Investors may wish to seek advice from a financial adviser before making a commitment to invest and in the event you choose not to seek advice, you should consider whether the investment is suitable for you. PIMCO Funds: Global Investors Series plc is an umbrella type open-ended investment company with variable capital and with segregated liability between Funds incorporated with limited liability under the laws of Ireland with registered number 276928.

PIMCO Funds: Global Investors Series plc has appointed PIMCO Asia Pte Ltd as the Singapore Representative. This document is issued by PIMCO Asia Pte Ltd (8 Marina View, #30-01, Asia Square Tower 1, Singapore 018960, Registration No. 199804652K). This advertisement or publication has not been reviewed by the Monetary Authority of Singapore. No part of this publication may be reproduced in any form, or referred to in any other publication, without express written permission. Unified management fee is a single fixed Management Fee out of which the fees of the Investment Advisers, the Administrator and Custodian shall be paid, and certain other expenses including the fees of Paying Agents (and other local representatives) in jurisdictions where the Funds are registered. PIMCO is a trademark of Allianz Asset Management of America L.P. in the United States and throughout the world. © 2022, PIMCO.