

# Schroders

## Schroder International Selection Fund Emerging Markets Multi-Asset

A Distribution USD | Data as at 31.05.2022

### Fund objectives and investment policy

The Fund aims to deliver capital growth and income over a three to five year period after fees have been deducted by investing in a diversified range of assets in emerging markets worldwide.

This fund may use financial derivative instruments as a part of the investment process. Derivatives carry a high degree of risk and should only be considered by sophisticated investors.

The fund has environmental and/or social characteristics within the meaning of Article 8 of Regulation (EU) 2019/2088 on Sustainability-related Disclosures in the Financial Services Sector (the "SFDR"). The fund maintains a higher overall sustainability score than its sustainability benchmark based on the investment manager's rating system.

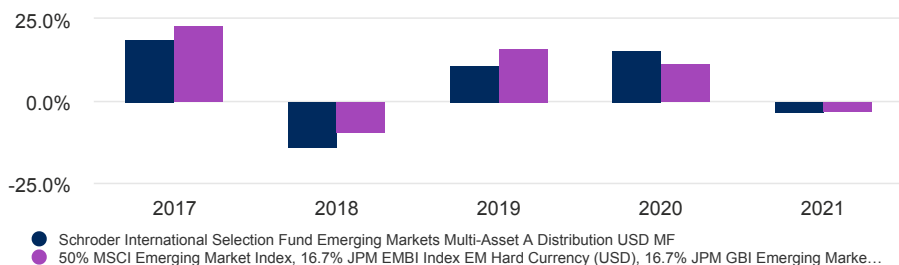
**Past Performance is not a guide to future performance and may not be repeated. The value of investments and the income from them may go down as well as up and investors may not get back the amounts originally invested. Exchange rate changes may cause the value of any overseas investments to rise or fall.**

### Share class performance (%)

Performance (%)	1 month	3 months	6 months	YTD	1 year	3 years	5 years	Since inception
Fund (bid to bid)	-0.5	-8.9	-15.2	-15.6	-22.7	2.6	-2.3	3.3
Fund (offer to bid)	-5.5	-13.4	-19.4	-19.8	-26.6	-2.6	-7.2	-1.9
Comparator	0.4	-6.5	-10.7	-12.0	-17.0	5.7	10.8	18.5

Annualized performance (%)	3 years	5 years	Since inception
Fund (bid to bid)	0.8	-0.5	0.5
Fund (offer to bid)	-0.9	-1.5	-0.3
Comparator	1.9	2.1	2.4

### Performance over 5 years (%)



**Past performance and any forecasts are not necessarily a guide to the future or likely performance.**

**The value of investments and income from them can go down as well as up and is not guaranteed.** The distributions are not guaranteed. Ordinarily, they will be reviewed annually. In the event of the Fund's income and realised gains being less than indicated distribution amount per unit per annum, distributions will be made from capital. Investors should be aware that the distributions may exceed the income and realised gains of the Fund at times and lead to a reduction of the amount originally invested, depending on the date of initial investment. Where 'since inception' performance figures are stated, please note that the inception date is the same as the share class launch date under 'Fund Facts'.

### Ratings and accreditation



Please refer to the Source and ratings information section for details on the icons shown above.

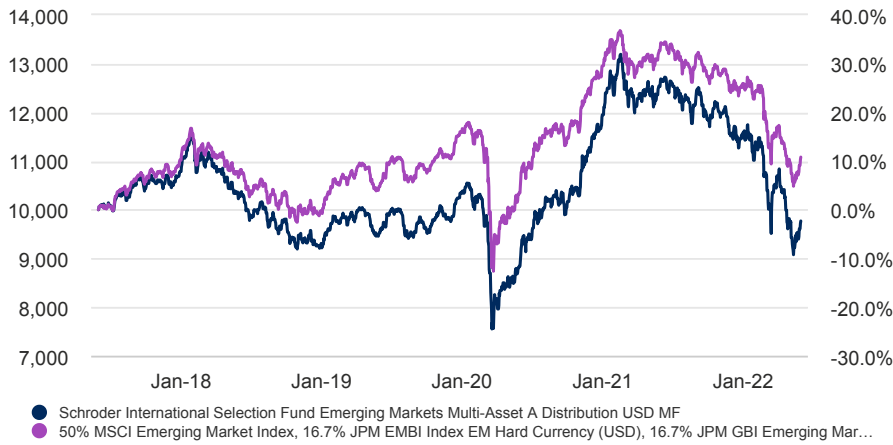
### Fund facts

Fund manager	Dorian Carrell Remi Olu-Pitan
Managed fund since	01.09.2018 ; 01.09.2018
Fund management company	Schroder Investment Management (Europe) S.A.
Domicile	Luxembourg
Fund launch date	08.04.2015
Share class launch date	08.04.2015
Fund base currency	USD
Share class currency	USD
Fund size (Million)	USD 231.13
Comparator	50% MSCI Emerging Market Index, 16.7% JPM EMBI Index EM Hard Currency (USD), 16.7% JPM GBI Emerging Market Index - EM Local (USD), 16.7% JPM CEMB Index (USD)
Unit NAV	USD 74.8262
Dealing frequency	Daily
Distribution rate	Fixed
Distribution frequency	Monthly
<b>Fees &amp; expenses</b>	
Initial sales charge up to	5.00%
Annual management fee	1.250%
Ongoing charge	1.56%
Redemption fee	0.00%

# Schroders Schroder International Selection Fund Emerging Markets Multi-Asset

A Distribution USD | Data as at 31.05.2022

## Return of USD 10,000



The chart is for illustrative purposes only and does not reflect an actual return on any investment.

Returns are calculated bid to bid (which means performance does not include the effect of any initial charges), net income reinvested, net of fees.

## Purchase details

Minimum initial subscription

USD 1,000 ; EUR 1,000 or their near equivalent in any other freely convertible currency.

## Codes

ISIN	LU1196710351
Bloomberg	SCEMAIU LX
SEDOL	BVW1NX1
Reuters code	LU1196710351.LUF

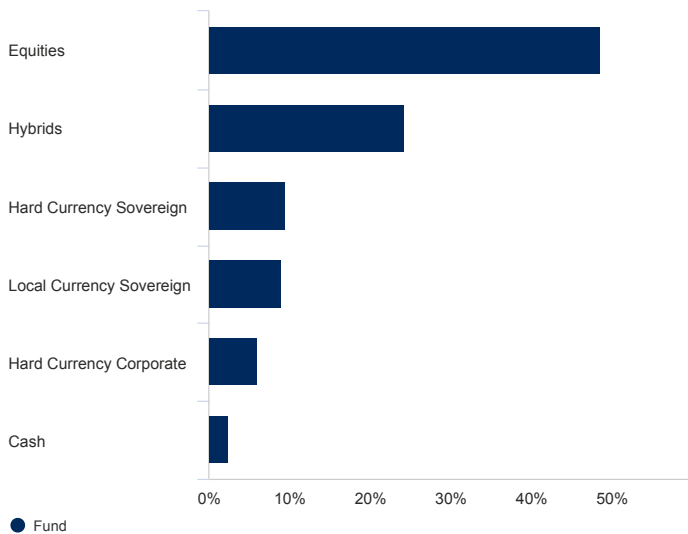
## Risk statistics & financial ratios

	Fund	Comparator
Annual volatility (%) (3y)	16.0	13.6
Sharpe ratio (3y)	0.1	0.2
Fund Yield	3.2	-

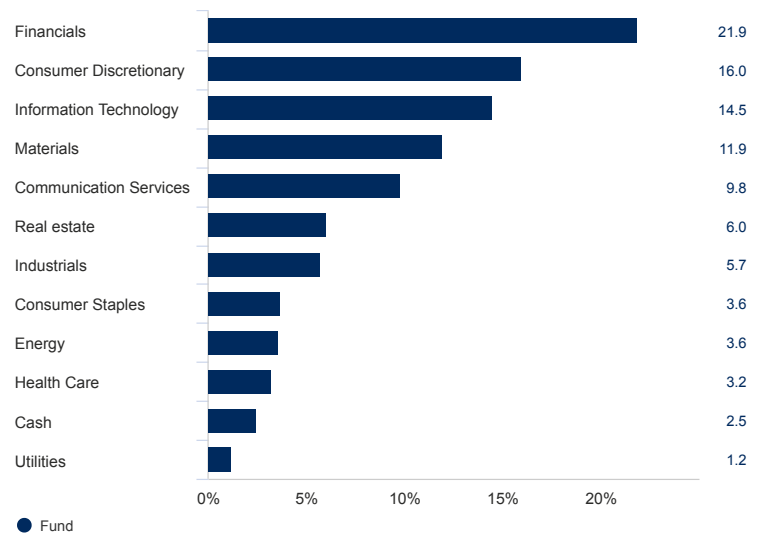
Source: Morningstar. The above ratios are based on bid to bid price based performance data.

## Asset allocation

### Asset class (%)



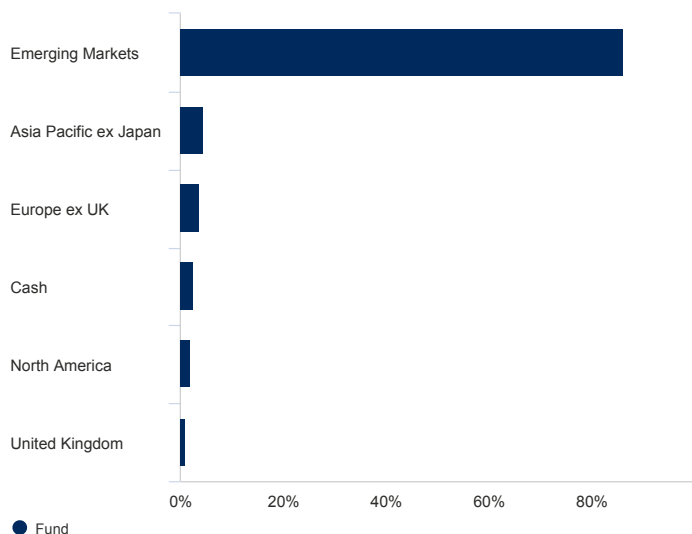
### Sector (%)



# Schroders Schroder International Selection Fund Emerging Markets Multi-Asset

A Distribution USD | Data as at 31.05.2022

## Region (%)



## Top 10 holdings (%)

Holding name	%
TAIWAN SEMICONDUCTOR MANUFACTURING	4.1
TENCENT HOLDINGS LTD	1.7
SAMSUNG ELECTRONICS LTD	1.7
KINGSOFT CORP LTD 0.625 29-APR-2025 Reg-S (SENIOR)	1.4
SIKA AG 0.15 05-JUN-2025 Reg-S (SENIOR)	1.4
ZHONGSHENG GROUP HOLDINGS LTD 21-MAY-2025 Reg-S (SENIOR)	1.4
NETWORK I2I LTD PERP 5.65 31-DEC-2049 Reg-S (SUB)	1.3
AIA GROUP LTD	1.3
CHINA HONGQIAO GROUP LIMITED 5.25 25-JAN-2026 Reg-S (SENIOR)	1.3
ALIBABA GROUP HOLDING LTD	1.3

Source: Schroders. Top holdings and asset allocation are at fund level. Derivatives are displayed on the notional basis of the underlying exposure where possible. Due to the different treatment of derivative types, the allocation to Liquid Assets may vary between each chart.

## Share class available

	A Distribution USD	A Accumulation USD
<b>Distribution frequency</b>	Monthly	No Distribution
<b>ISIN</b>	LU1196710351	LU1196710195
<b>Bloomberg</b>	SCEMAIU LX	SCEMAIA LX
<b>SEDOL</b>	BVW1NX1	BVW1NJ7

## Contact information

Schroder Investment Management (Europe) S.A.  
5, rue Höhenhof  
Sennigerberg  
Luxembourg  
L-1736  
Tel: +352 341 342 202  
Fax: +352 341 342 342

Schroder Investment Management (Singapore) Ltd  
138 Market Street  
#23-01 CapitaGreen Singapore 048946  
Tel: (65) 6534 4288  
Fax: (65) 6536 6626

For your security, all telephone calls are recorded  
Schroders Reg No 199201080H

## Benchmark and corporate action information

The Fund does not have a target benchmark. The Fund's performance and volatility should be compared against 50% MSCI Emerging Market Index (USD), 16.7% JPM EMBI Index EM Hard Currency (USD), 16.7% JPM GBI Emerging Market Index - EM Local (USD), 16.7% JPM CEMB Index (USD). The comparator benchmark is only included for performance and risk comparison purposes and does not have any bearing on how the Investment Manager invests the Fund's assets. The Fund's investment universe is expected to have limited overlap with the components of the comparator benchmark. The Investment Manager invests on a discretionary basis and there are no restrictions on the extent to which the Fund's portfolio and performance may deviate from the comparator benchmark. The Investment Manager will invest in companies or sectors not included in the comparator benchmark. The comparator benchmark has been selected because the Investment Manager believes that the benchmark is a suitable comparison for performance purposes given the Fund's investment objective and policy. The benchmark(s) does/do not take into account the environmental and social characteristics or sustainable objective (as relevant) of the Fund. On 29.10.2021 Schroder ISF Emerging Multi-Asset Income changed its name to Schroder ISF Emerging Markets Multi Asset.

## Source and ratings information

---

Source of all performance data, unless otherwise stated: Morningstar, bid to bid, net income reinvested, net of fees.

**Morningstar Rating:**© Morningstar 2022. All Rights Reserved. The information contained herein: (1) is proprietary to Morningstar and/or its content providers; (2) may not be copied or distributed; and (3) is not warranted to be accurate, complete or timely. Neither Morningstar nor its content providers are responsible for any damages or losses arising from any use of this information. Past performance is no guarantee of future results.

## Important information

---

This advertisement or publication has not been reviewed by the Monetary Authority of Singapore.

Schroder International Selection Fund (the "Company"), a Luxembourg-registered open-ended investment company, is the responsible person for the Company's sub-funds (each, a "Fund" and collectively, the "Funds") recognised under Section 287 of the Securities and Futures Act of Singapore, and has appointed Schroder Investment Management (Singapore) Ltd as its Singapore corporate representative in this regard. This document does not constitute an offer to anyone, or a solicitation by anyone, to subscribe for shares in any Fund. Nothing in this document should be construed as advice or a recommendation to buy or sell shares in any Fund. This document is published for information and general circulation only and does not have any regard to the specific investment objectives, financial situation and the particular needs of any specific person who may receive this document. Investors should seek independent advice from a financial advisor before investing in shares of any Fund. Subscriptions in shares of any Fund can only be made on the basis of its latest Product Highlights Sheet and prospectus, copies of which can be obtained from Schroder Investment Management (Singapore) Ltd. or its distributors. Investors need to read the Product Highlights Sheet and the prospectus of each Fund carefully before investing. Investors also should consider each Fund's investment objective, risks, charges and expenses carefully before investing. Investments in any Fund involves risks which are fully described in the Fund's prospectus. Past performance of each Fund or the managers, and any economic and market trends or forecast, are not necessarily indicative of the future or likely performance of the Fund or the manager. The value of shares of each Fund, and the income accruing to the shares, if any, of the Fund, may fall as well as rise and investors may not get back the full amount invested. Investors investing in a Fund denominated in a non-local currency should be aware of exchange rate risks. The views and opinions expressed in this document may change without notice. This document is issued by Schroder Investment Management (Europe) S.A., R.C.S. Luxembourg: B 37.799, 5, rue Höhenhof, L-1736 Senningerberg.

Third party data is owned or licensed by the data provider and may not be reproduced or extracted and used for any other purpose without the data provider's consent. Third party data is provided without any warranties of any kind. The data provider and issuer of the document shall have no liability in connection with the third party data. The Prospectus and/or [www.schroders.com](http://www.schroders.com) contains additional disclaimers which apply to the third party data.

With effect from 3 March 2022, the Manager's order execution and placement policy may be accessed on the Manager's website.